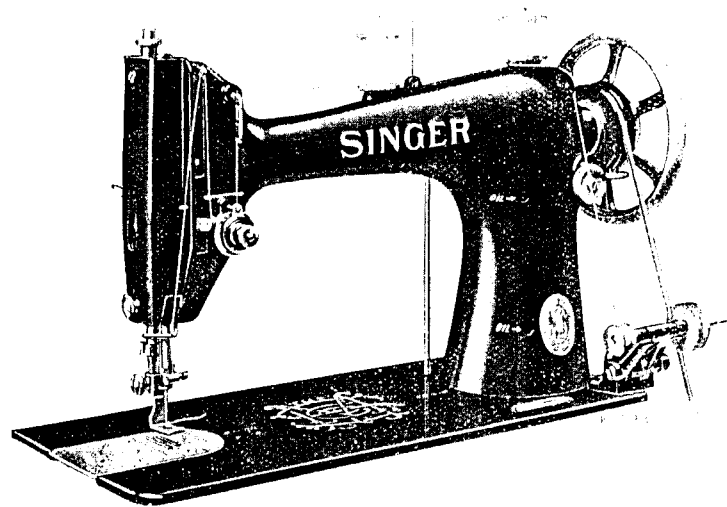


SINGER
103K8,K9

Illustrated List of Parts for Class 103K Machines

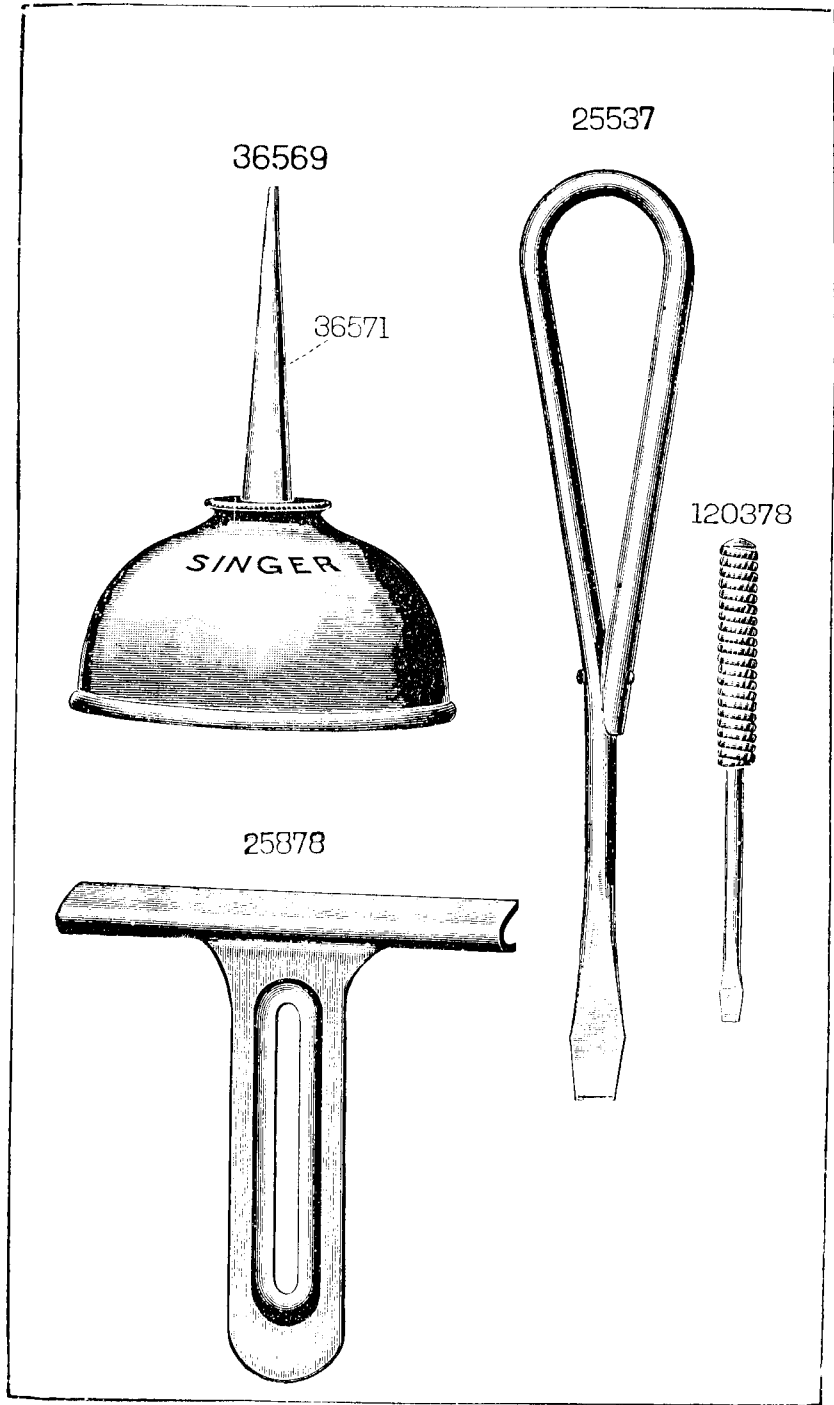
(Nos. 103K8 and 103K9)

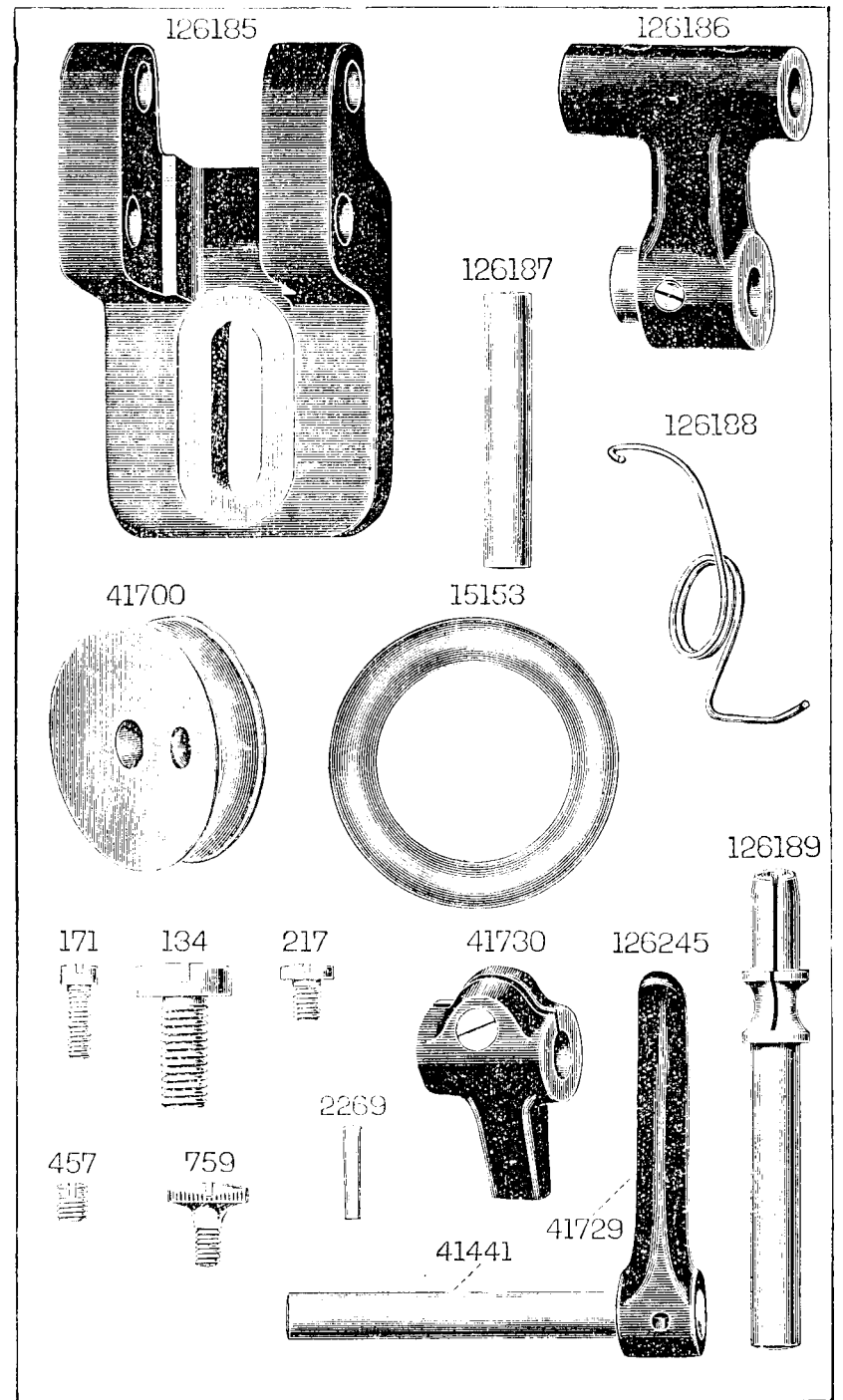



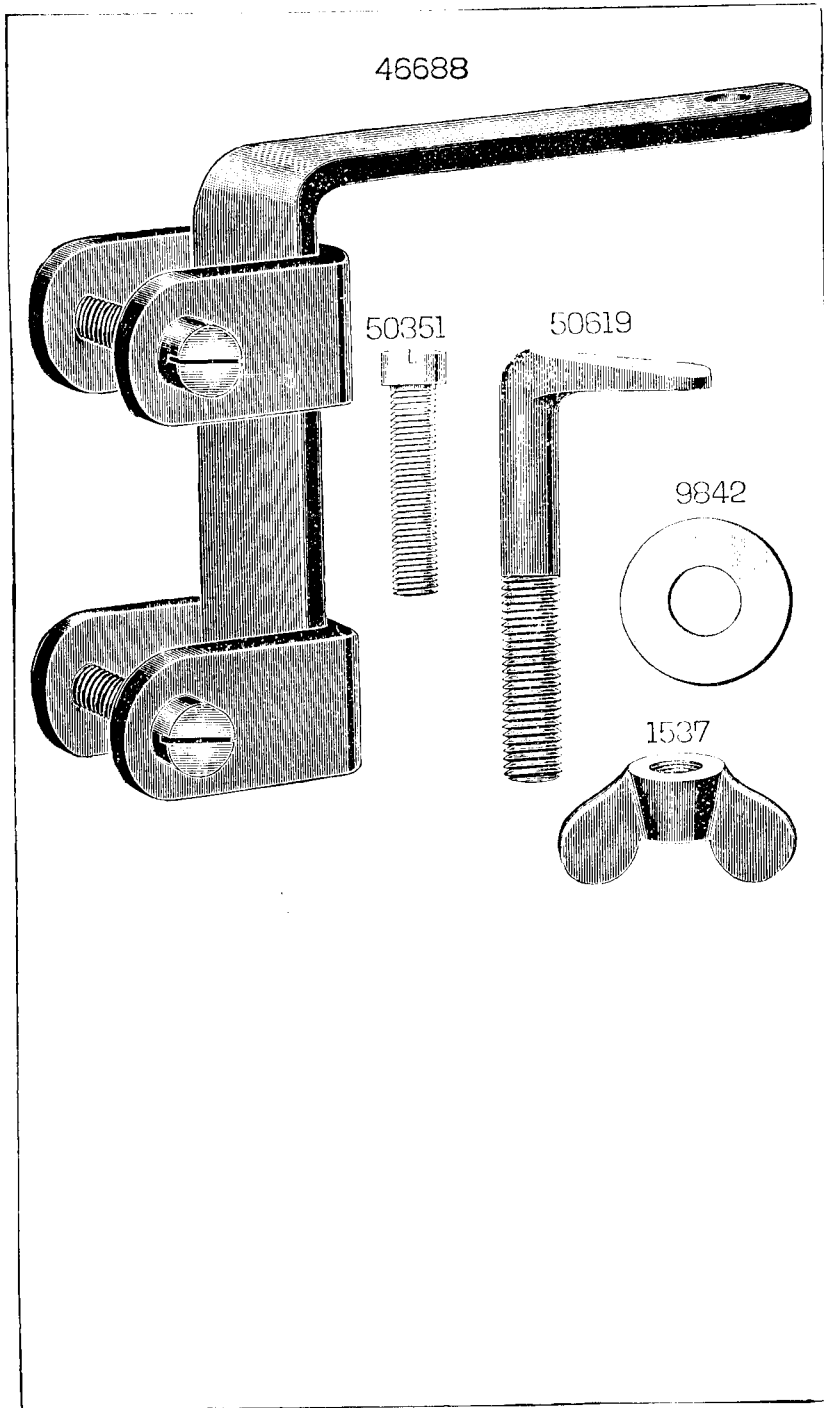
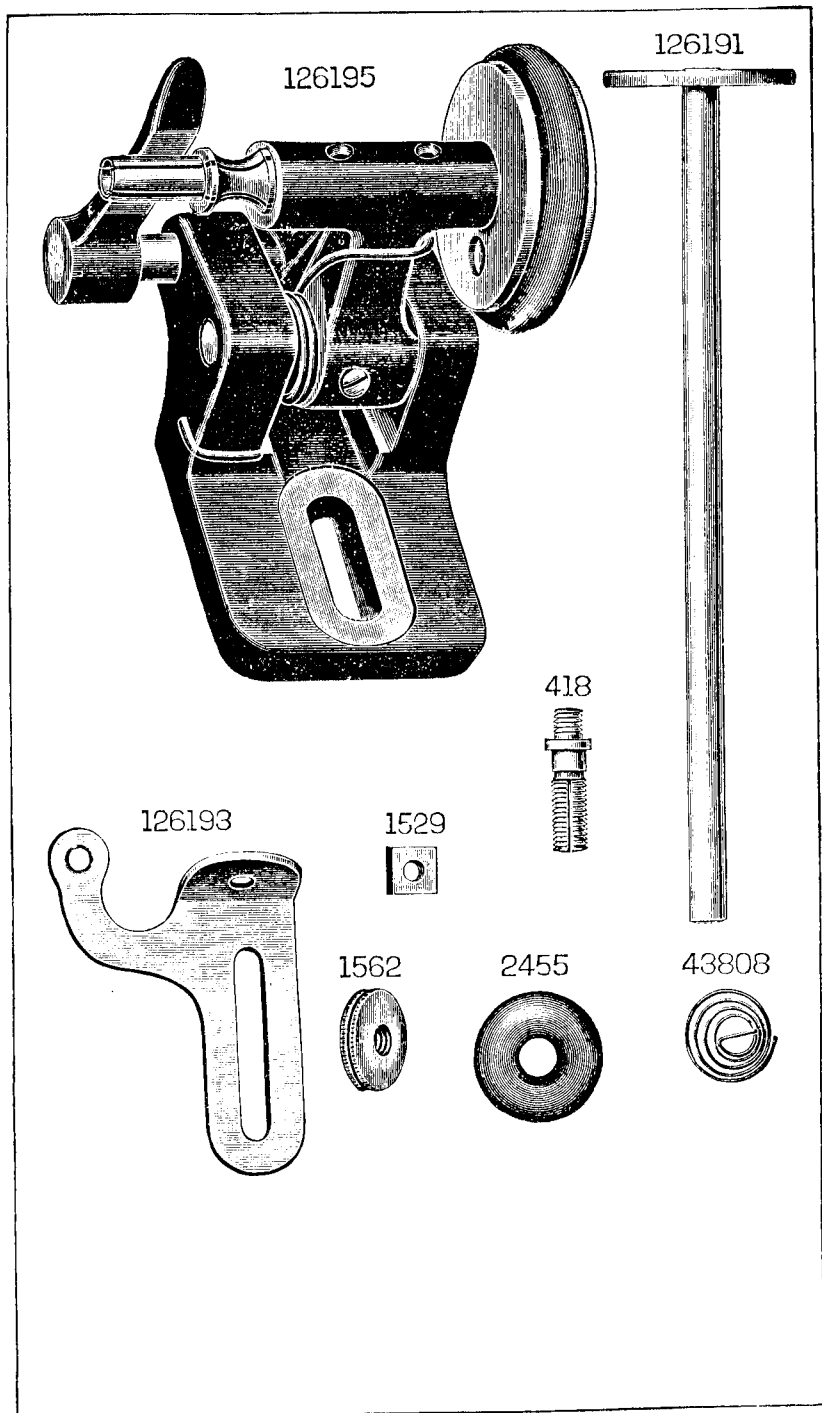
No. 103K8 Machine

The Singer Manufacturing Co.

[All rights reserved.]







Full Size

56159

56156

56154

56099

56029

56070

56100

29633


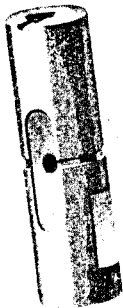

157

56155

56107

56106

56157



Half Size

56075

56160

56046

56103

52028

56023

56102

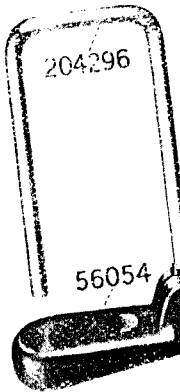
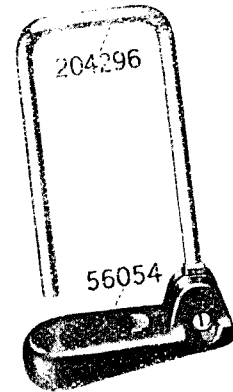

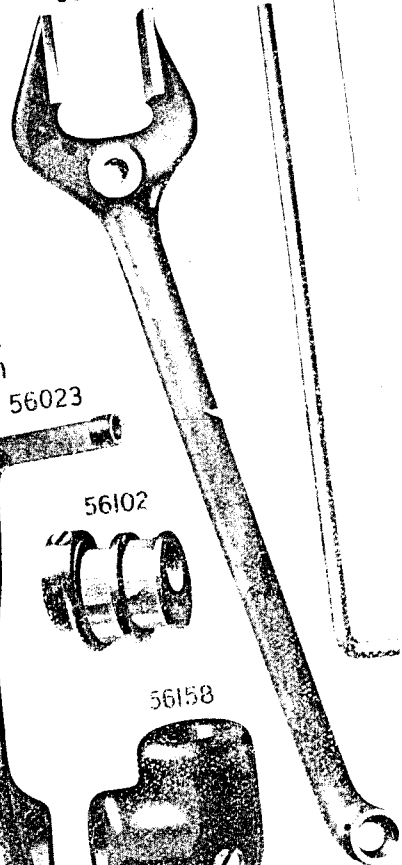

56158

56055

56098

204296

56054



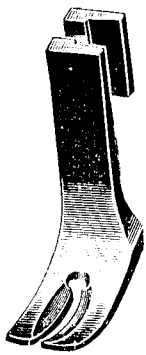
36551




36554




56083



36840



56126



56127



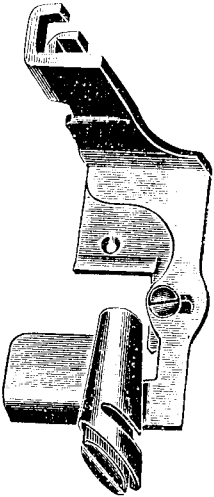
36837




36838



36613



36549




36550



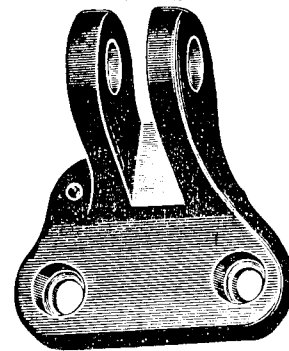
662




56074



56072



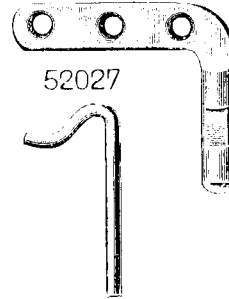
5596




56015




52454



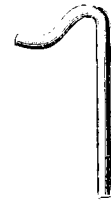
8879



40409



52027



145



176

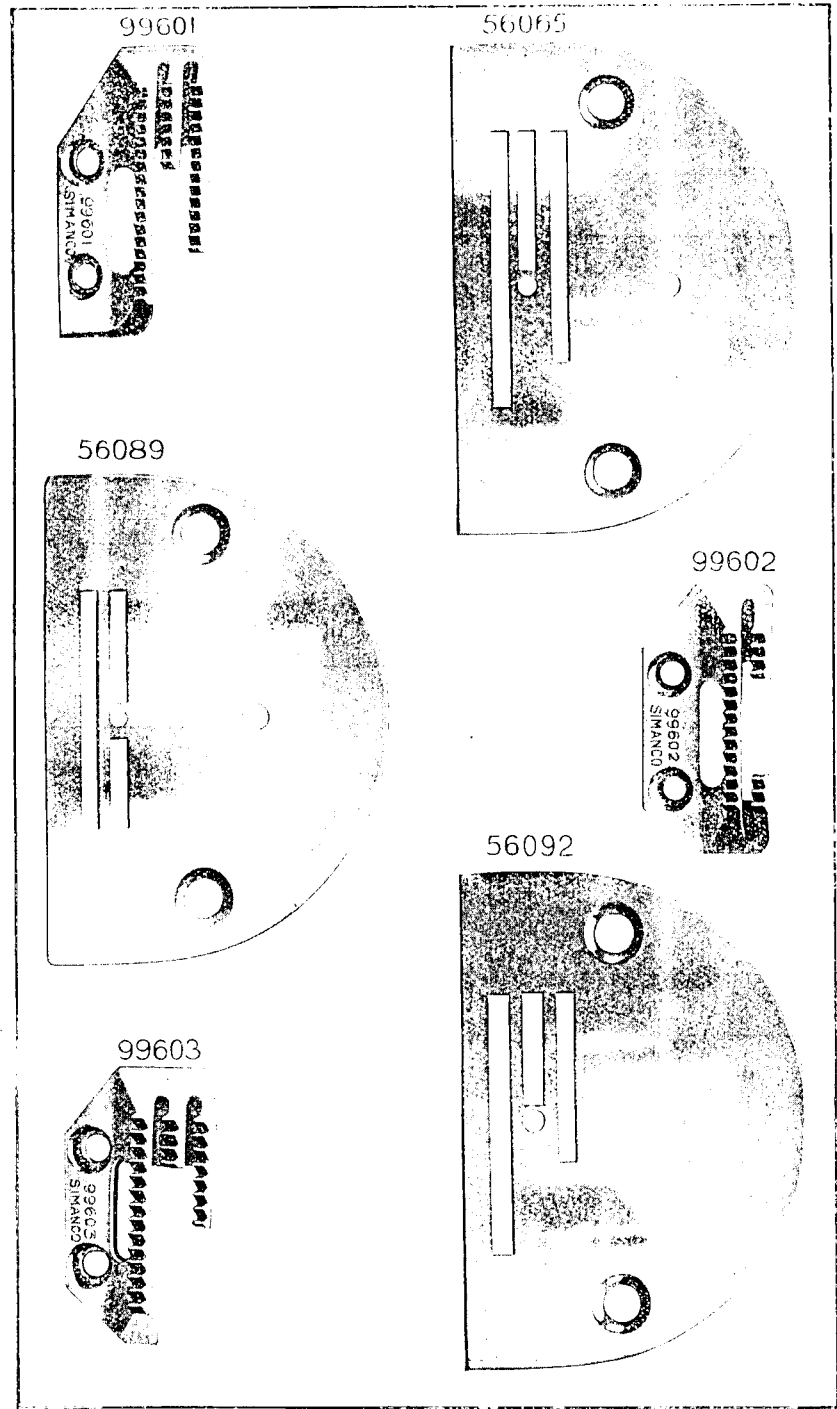
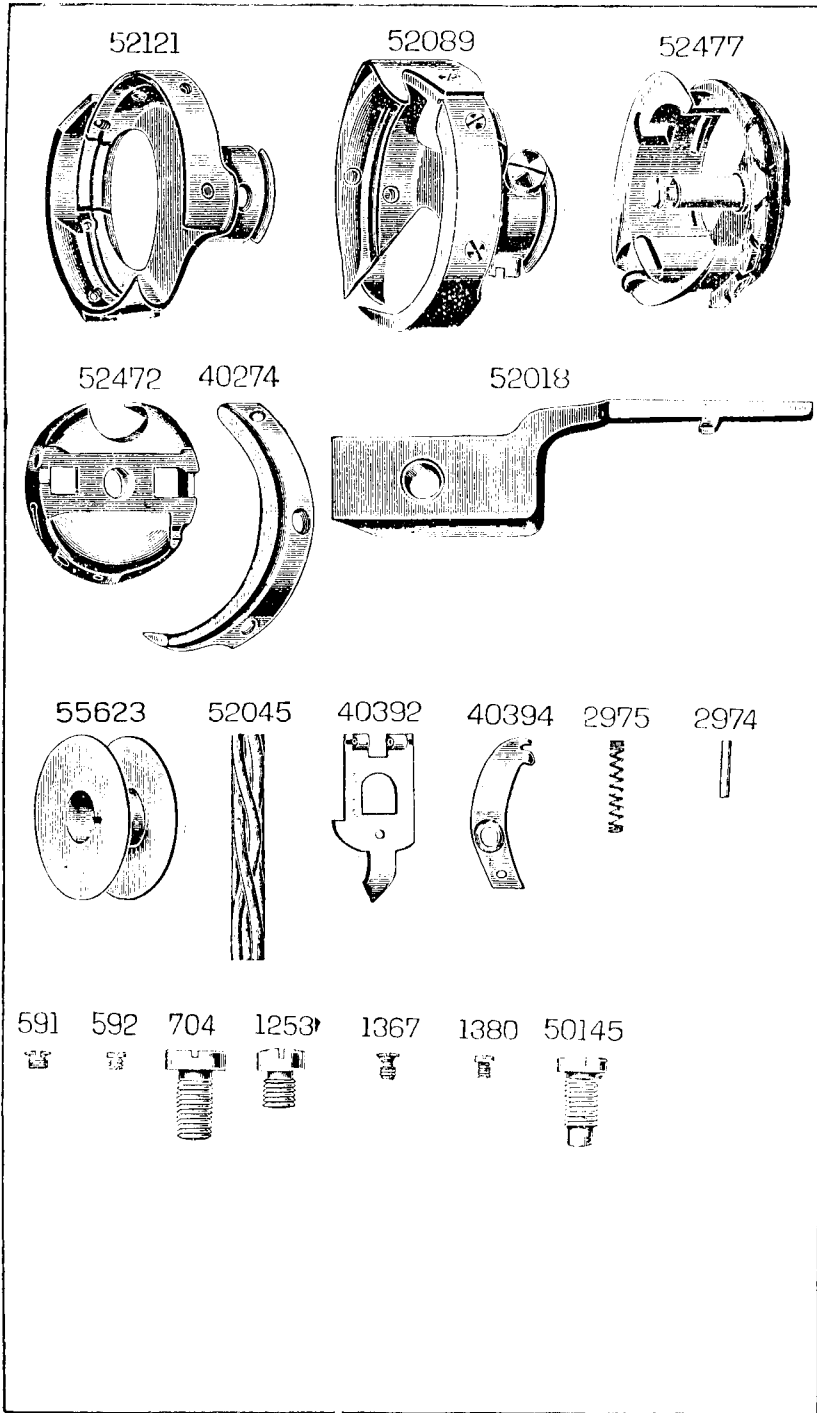


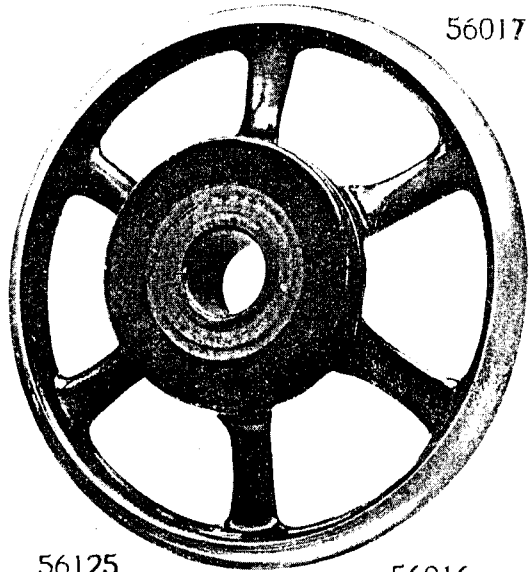
443




624



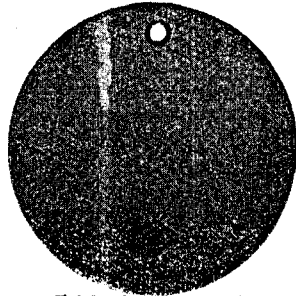





56125



56016




56019



2824



56020



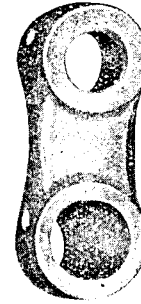
2020



256



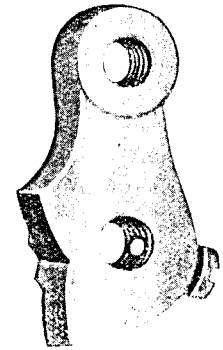
56024



375




56036



1518



50194



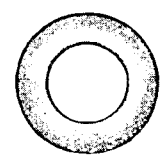
56037



1120



56038



1454



27795



50192



964



56035



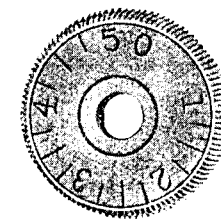
56034



56033

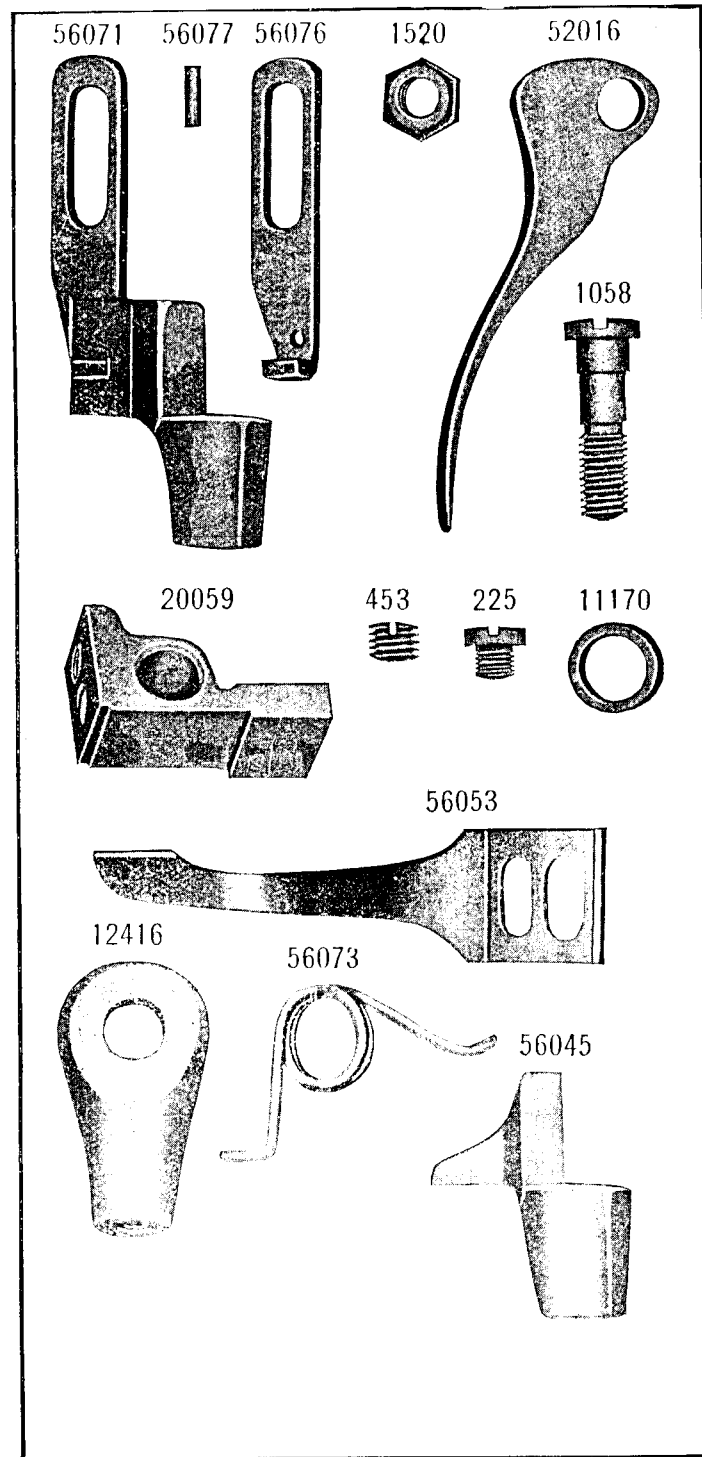
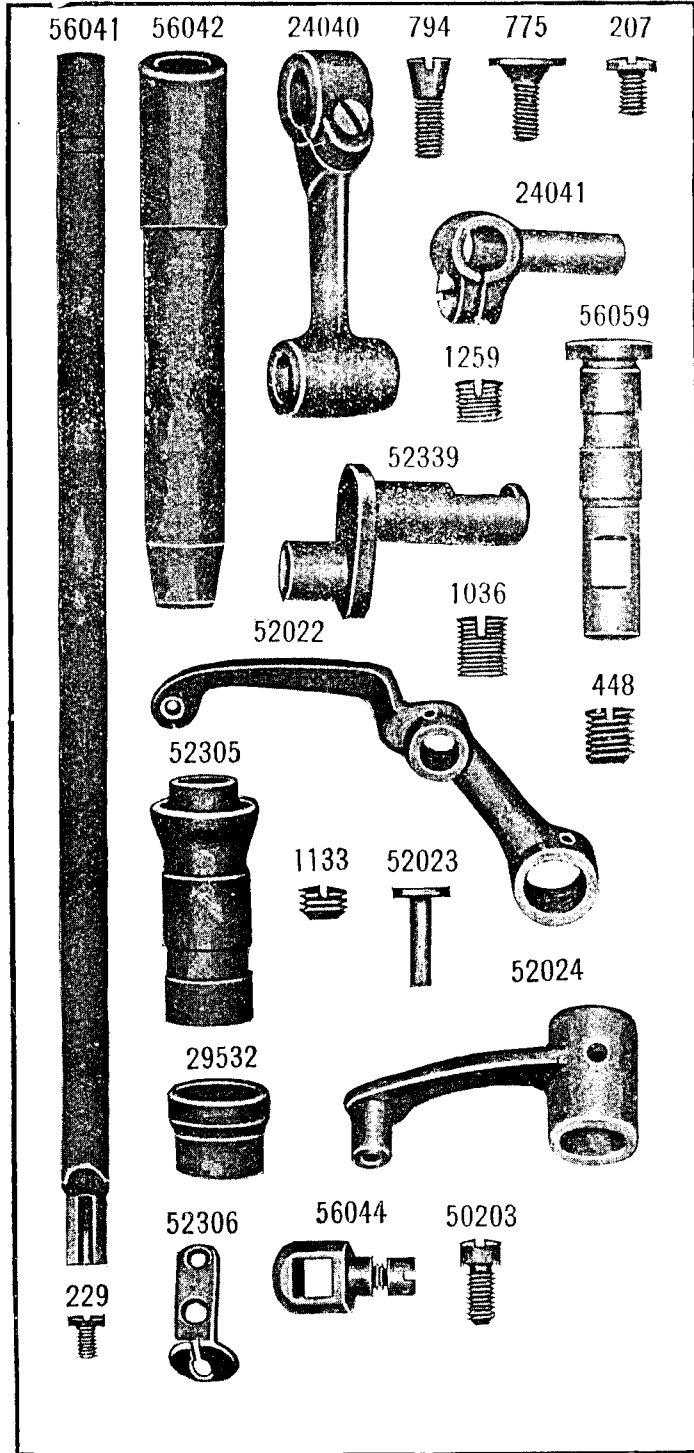


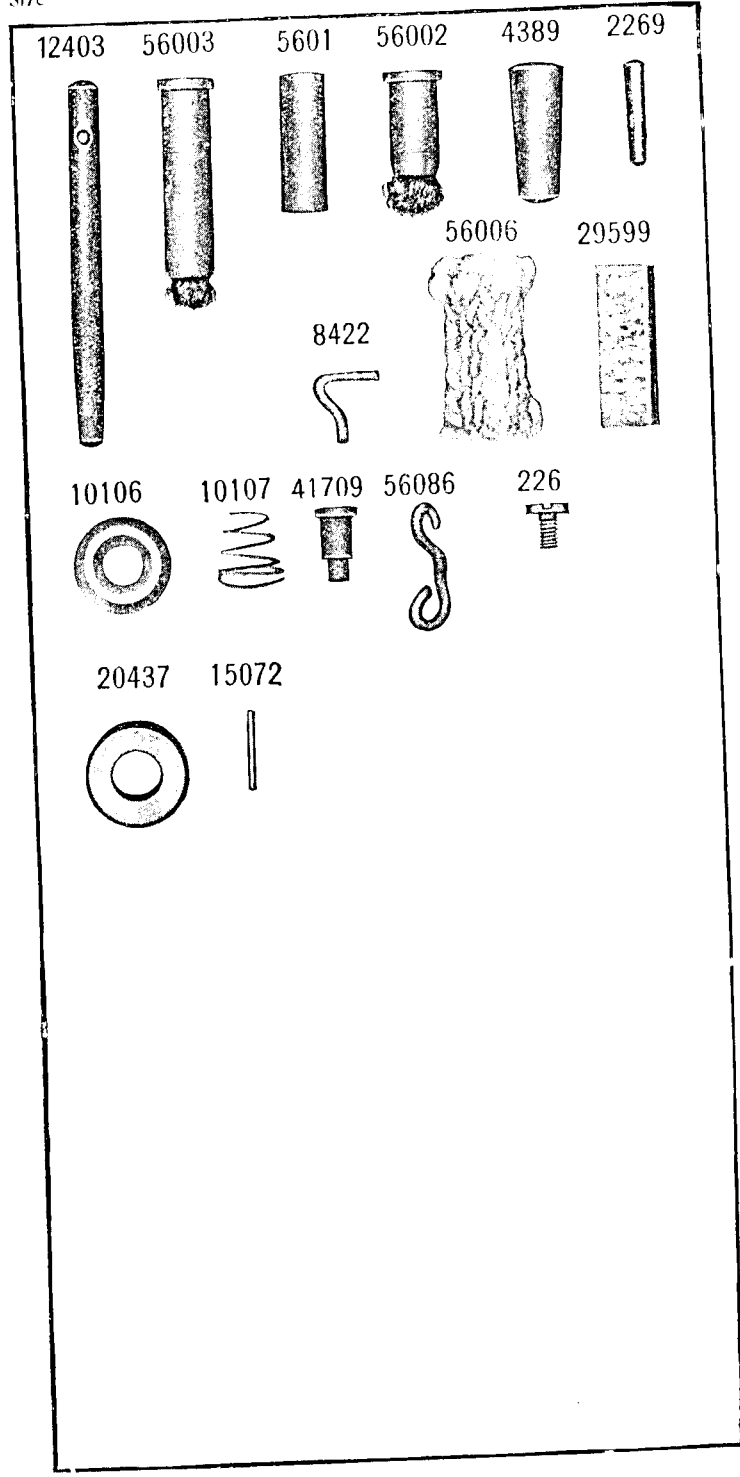
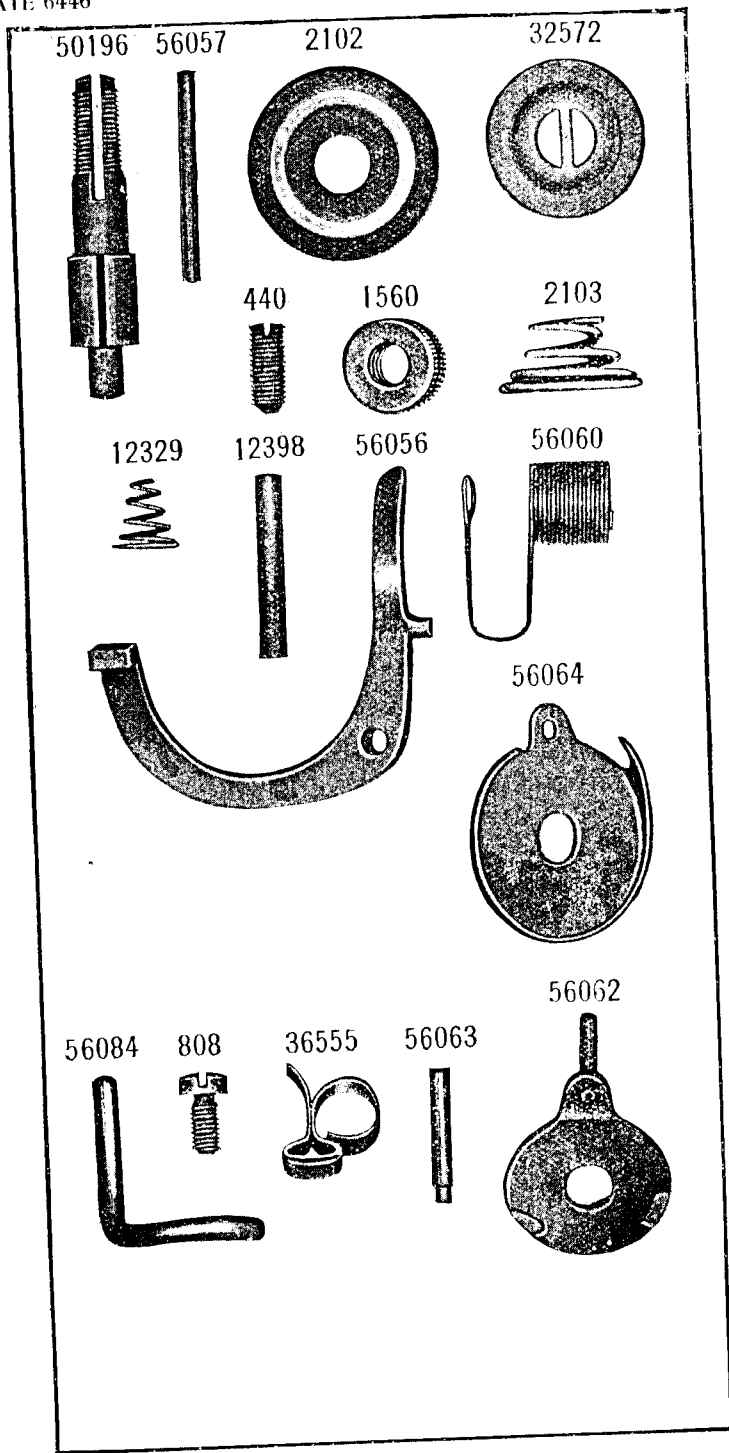
56032

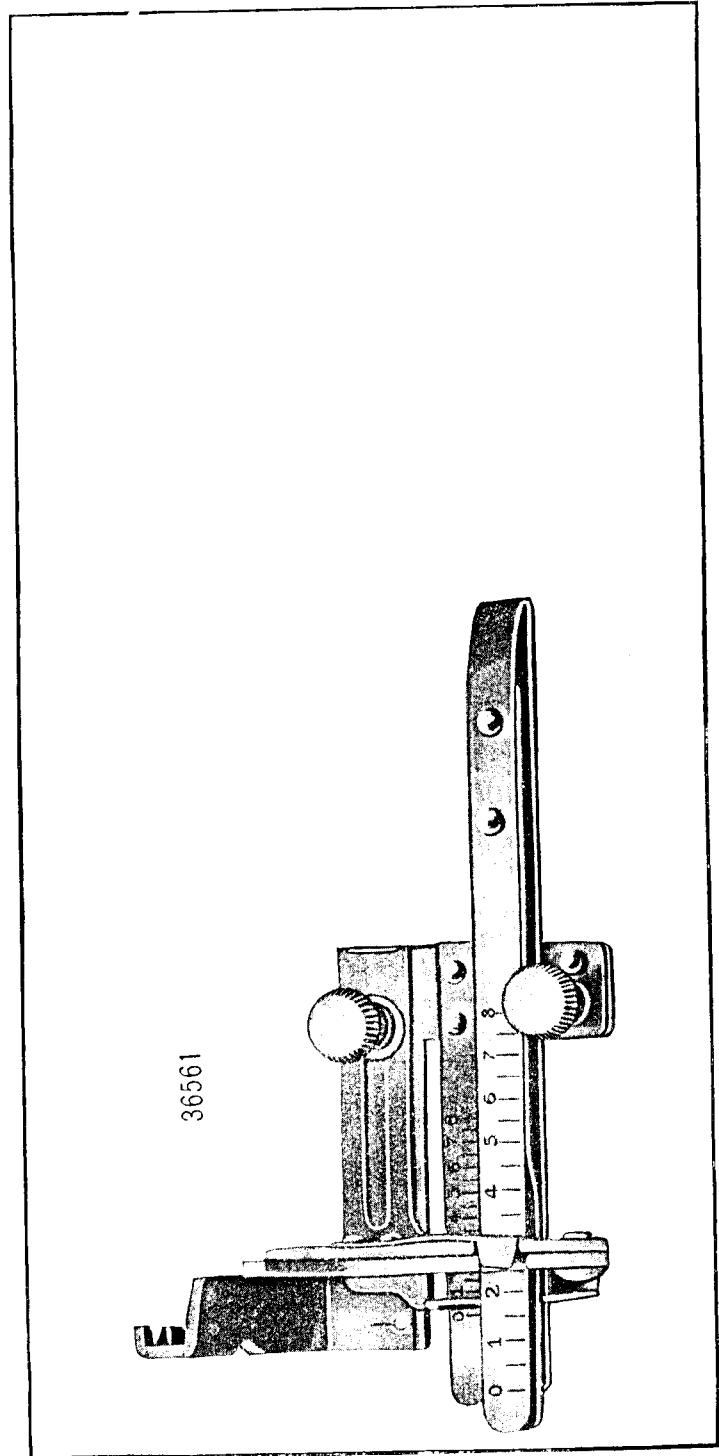



50193

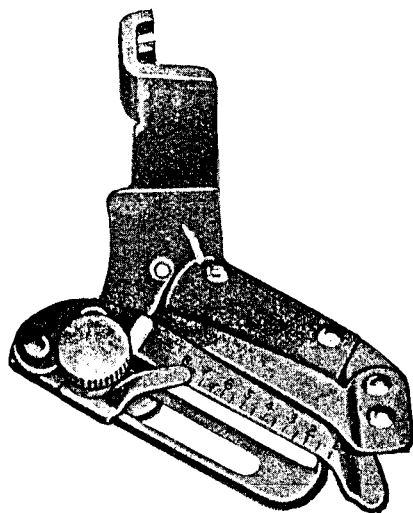









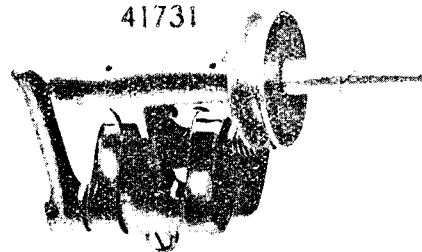
36559



36560



41731



41699



34105

41815




41816



41729



41698



41730




41700



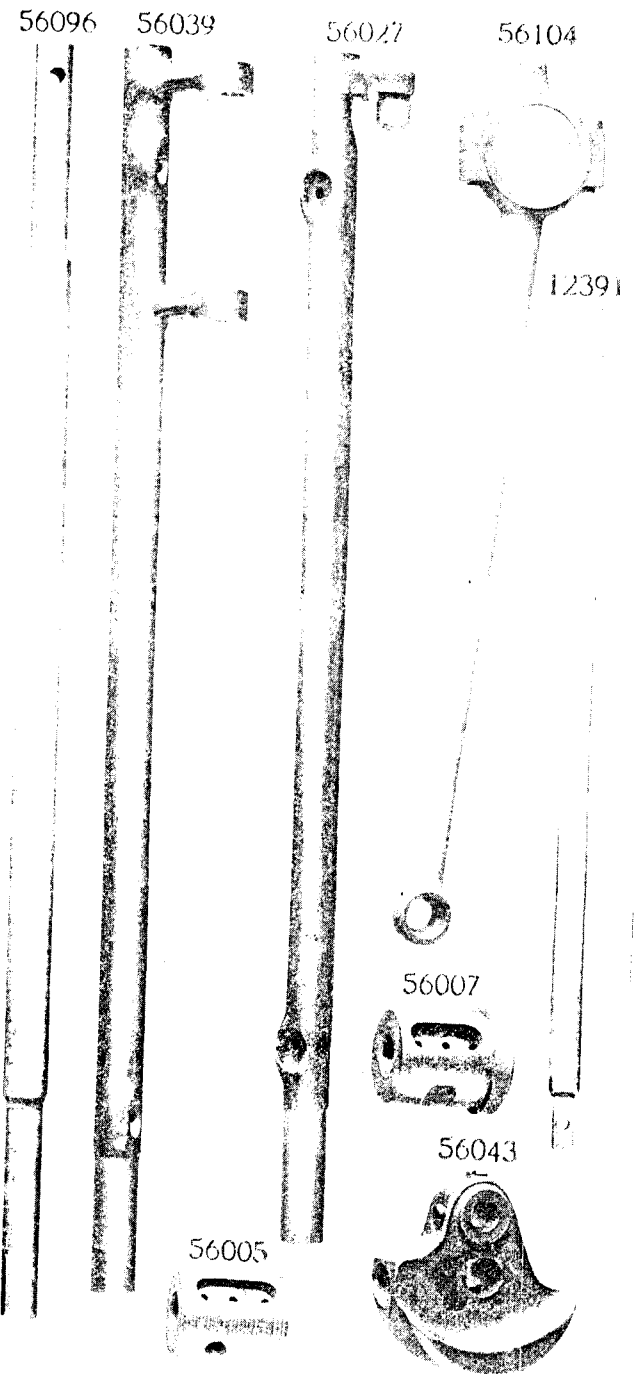
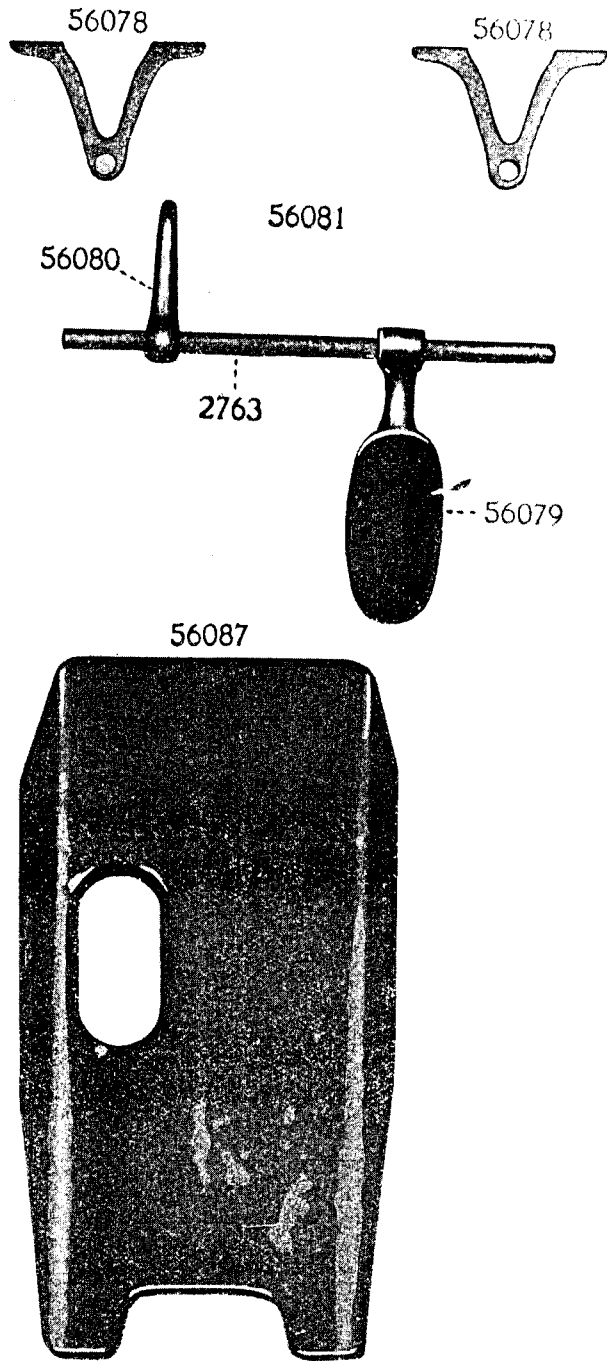
41708

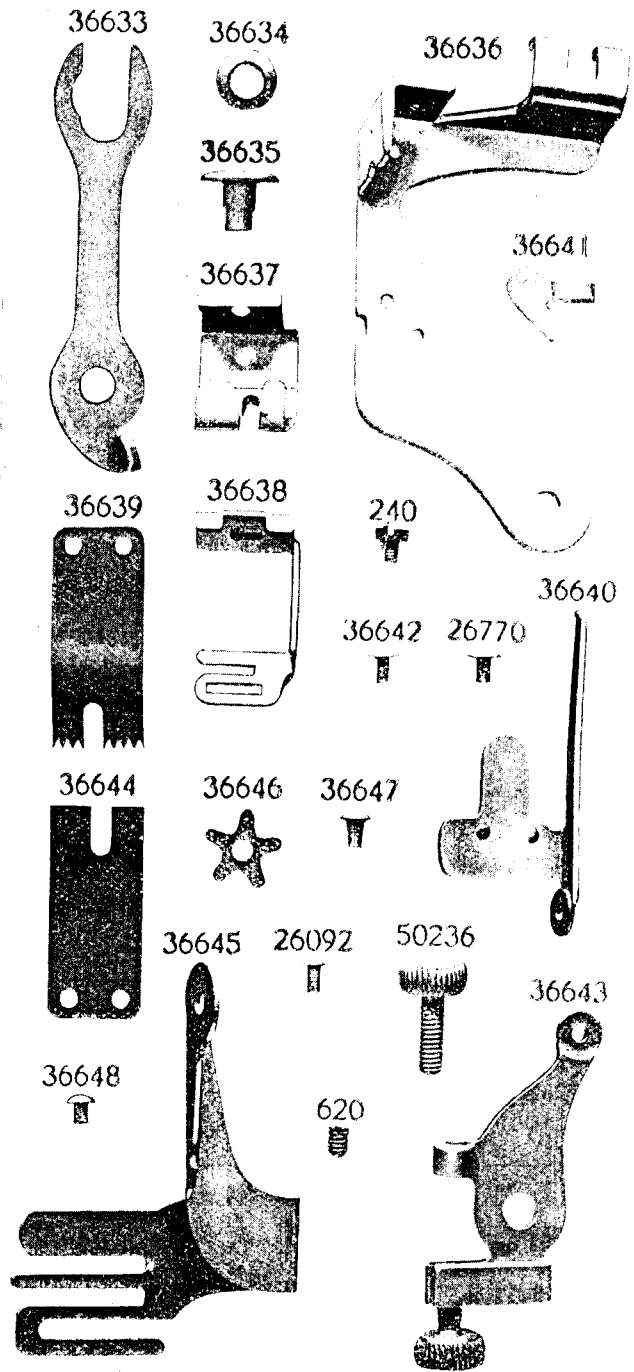


41728



41707





ILLUSTRATED
 LIST OF PARTS
 FOR
 CLASS 103K MACHINES
 (Nos. 103K8 and 103K9)

INSTRUCTIONS FOR ORDERING

In ordering from this List, the prefix and affix letters with the part number **MUST BE** quoted exactly as they are shown in the first column.

A number always indicates the same part in whatever List it may appear, or for whatever machine.

The prefix *SS* indicates Screws made only at Singer.

„ „ *NN* „ Nuts made only at Singer.

„ „ *RR* „ Rollers and Studs made only at Singer.

The affix letters (where shown) indicate the style of finish, as follows:—

- A. Hardened, Polished, Nickel Plated and Buffed.
- B. Polished, Nickel Plated and Buffed.
- C. Hardened only.
- D. Polished only.
- E. Soft, not Polished.
- F. Hardened and Polished.
- H. Blued.
- J. Nickel Plated only.
- K. Hardened and Nickel Plated.
- L. Brass Plated.
- M. Oxidized.
- P. Japanned.
- R. Merlized.
- T. Copper Plated.
- T.A. Hardened, Polished, Copper and Nickel Plated and Buffed.
- T.B. Copper and Nickel Plated and Polished.
- T.J. Copper and Nickel Plated only.
- T.K. Hardened, Copper and Nickel Plated.
- T.L. Copper and Brass Plated.
- T.M. Copper Plated and Oxidized.
- U. Zinc Plated.
- V. Silver Plated.
- W. Polished and Nickel Plated.
- Z. Chromium Plated.

In this series

- 1 to 1500 and 50001 to 51500 are Screw Numbers.
- 1501 „ 1800 are Nut Numbers.
- 1801 „ 2000 are Roller Numbers.
- 2001 „ 50000 are numbers of machine parts, etc.
- 80001 „ 100000 are numbers of machine parts, etc., made only at Singer.
- 120001 „ 190000 are numbers of machine parts, etc.
- 190001 „ 200000 are numbers of electrical parts.
- 700001 and upwards are numbers of electrical parts.

Parts marked with an asterisk () are furnished only when the repairs are made at Factory.*

ILLUSTRATED LIST OF PARTS

FOR

CLASS 103K MACHINES

(103K8 and 103K9)



For General Work in Cloth: Rotating Hook driven by steel bevel gears, spiral cut; Drop Feed (reversible); C. S. M. Distance from Needle to Base of Arm 22½ cm., Length of Stitch adjustable from 1 to 5 mm. For Home Manufacturing.

No.	Plate	Arm
*56124		Arm
4389	6447	„ Dowel Pin
56002	6447	„ Oil Tube with 52045, for oiling 52022
56003	6447	„ „ „ 52045, for oiling 52024
52045	1786	„ „ „ Packing (cotton wick)
	118c	6448	„ Screw
56096	6459	„ Shaft (horizontal)
56154	1718	„ „ („) Bevel Gear with two 1036c
56098	1719	„ „ („) „ „ Case (two pieces) with two	647c
56070	1718	„ „ („) „ „ „ Position Pin
	647c	6448	„ „ („) „ „ „ Screw
	1036c	6442	„ „ („) „ „ „ Set Screw
56005	6459	„ „ („) Bushing (back)
52045	1786	„ „ („) „ „ („) Packing (cotton wick)
	448c	6442	„ „ („) „ „ („) Set Screw
56007	6459	„ „ („) Flanged Bushing (front)
52045	1786	„ „ („) „ „ („) Packing	(cotton wick)
	443c	1721	„ „ („) „ „ („) Set Screw
56159	1718	„ „ (upright)
56155	1718	„ „ („) Bevel Gear (lower) with two 1253c
	1253c	1786	„ „ („) „ „ („) Set Screw
56156	1718	„ „ („) „ „ (upper) with two 1253c
	1253c	1786	„ „ („) „ „ („) Set Screw
56099	1718	„ „ („) Bushing (lower)
	448c	6442	„ „ („) „ „ („) Set Screw
56100	1718	„ „ („) „ „ (upper)
	448c	6442	„ „ („) „ „ („) Set Screw

No.	Plate					
56015	1721	Arm Shaft (upright) Oil Tube (lower)				
56015	1721 (..) (upper)				
56016	6436 Side Cover				
50053b	6448 Thumb Screw				
12403	6447 Spool Pin and Thread Eyelet				
8879	1721 Washer (Cloth)				
56017	6436	Balance Wheel. 2 1/2 in. Pulley, for 103K8 Machine				
56136	1534 2 1/2 in. Pulley, for 103K9 Machine				
*56018	—	Bed				
56067b	— Slide				
2824	6436 Spring				
725j	6448 Screw				
56019b	6436	Bed Slide, complete, Nos. 2824, 56067b and two 725j				
256b	6436	Clamp Stop Motion Clamp Screw				
248a	6448 Stop Screw				
2020	6436 Washer				
56020	6436 Flanged Bushing				
50189c	6448 Set Screw				
56021	—	Clamp Stop Motion, complete, Nos. 248a, 256b, 2020, 50189c and 56020				
56125	6436	Face Plate with 226d and 56086				
176d	1721 Screw				
56086	6447 Thread Guard				
226d	6447 Screw				
50190b	6448 Thumb Screw				
56023	1719	Feed Bar				
313c	6448 Screw Centre				
1519e	6448 Nut				
56102	1719 Cam and Feed Lifting Eccentric with two 448c				
448c	6442 Set Screw				
56024	6440 Connecting Link				
375c	6440 Hinge Screw				
1518e	6440 Nut				
99601	1787 Dog				
99602	1787 for Collars and Cuffs				
99603	1787				
50117e	6448 Screw (2)				

NOTE.—No. 99601 is sent with this machine unless otherwise specified on order.

No.	Plate					
56103	1719	Feed Forked Connection				
*56122	— 56103 with 56024, 56036, two each 375c and 1518e				
375c	6440 Hinge Screw				
1518e	6440 Nut				
56027	6459	Feed Lifting Rock Shaft with 1813				
56028	— complete, Nos. 56027 and 56029				
56029	1718 Crank with 157e				
157e	1718 Clamping Screw				
56104	6459 Connecting Rod with 56105 and two 145e				
*56105	— Rod Cap				
145e	1721 Screw				
375c	6440 Hinge Screw				
1518e	6440 Nut				
1813	6448 Roller and Stud				
50191e	6448 Screw Centre (2)				
1513j	6448 Nut (2)				
50192e	6440 Regulating Stud				
56032	6440 Head with 56033				
50193j	6440 Cap Screw				
56033	6440 Stop Pin				
56034	6440 Lock Pin				
56035	6440 Spring				
56036	6440 Regulator with 1454e				
50194e	6440 Screw Stud				
1454e	6440 Set Screw				
27795	6440 Washer (Brass)				
56037	6440 Reverse Lever with two 1120c				
964d	6440 Cap Screw				
56038	6440 Friction Washer				
1120c	6440 Set Screw				
56039	6459	Feed Rock Shaft				
56040	— complete, Nos. 29633 and 56039				
29633	1718 Crank with 157j				
157j	1718 Clamping Screw				
50191e	6448 Screw Centre (2)				
1513j	6448 Nut (2)				
56041	6442	Needle Bar (hollow)				
52305	6442 Bushing (lower) with 29532				
1133e	6442 (..) Set Screw				
56042	6442 (upper)				
1133e	6442 (..) Set Screw				

No.	Plate						
24040	6442	Needle Bar	Connecting Link with 794e
24894	—	"	"	"	"	24040 with 24041	...
794e	6442	"	"	"	"	Adjusting Screw	...
775e	6442	"	"	"	"	Cap Screw	...
24041	6442	"	"	"	"	Stud with 207e	...
207e	6442	"	"	"	"	Clamping Screw	...
56043	6459	"	"	"	"	Crank with 858e, 1036e, 1259e and 50195e	...
50195e	6448	"	"	"	"	Position Screw	...
858e	6448	"	"	"	"	Set Screw	...
29532	6442	"	"	"	"	Oil Cup	...
52306	6442	"	"	"	"	Thread Guard	...
229d	6442	"	"	"	"	Screw	...
56044	6442	"	"	"	"	Clamp with 50203f	...
50203f	6442	"	"	"	"	Screw	...
12391	6459	Presser Bar	(hollow)
20059	6443	"	"	"	"	Guide Bracket with 453e	...
453e	6443	"	"	"	"	Set Screw	...
52016	6443	"	"	"	"	Lifter	...
1058e	6443	"	"	"	"	Screw	...
1520e	6443	"	"	"	"	Nut	...
56045	6443	"	"	"	"	Lifting and Releasing Lever Bracket	...
56046	1719	"	"	"	"	Spring	...
11170	6443	"	"	"	"	Washer	...
56126	1720	Presser Foot	for general work
56083	1720	"	"	"	"	(double toe) for general work	...
56127	1720	"	"	"	"	for edge stitching	...
50190b	6448	"	"	"	"	Thumb Screw	...
NOTE.—No. 56126 is sent with this machine unless otherwise specified on order.							
1082j	6448	Pressure Regulating Thumb Screw	
52121	1786	Rotating Hook	
52123	—	"	"	"	"	52121 with 52090 and four 1053d	...
52089	1786	"	"	"	"	52123 .. 40274, three each 1253e and 1367d	...
52478	—	"	"	"	"	52089 .. 52474	...
55623	1786	"	"	"	"	Bobbin	...
52472	1786	"	"	"	"	Case	...
52481	—	"	"	"	"	52472 with 591f, 1380d and 40394	...
40393	—	"	"	"	"	Hinge, Nos. 2974, 40392 and 40409	...
52477	1786	"	"	"	"	Holder with 52475 and two 52476	...
52018	1786	"	"	"	"	Position Bracket	...
704j	1786	"	"	"	"	"	Screw

No.	Plate						
40392	1786	Rotating Hook	Bobbin Case Latch
40409	1721	"	"	"	"	Lever	...
2974	1786	"	"	"	"	Fulcrum Pin	...
2975	1786	"	"	"	"	Spring	...
592e	1786	"	"	"	"	Stop Screw	...
*52475	—	"	"	"	"	Locating Plate	...
*52476	—	"	"	"	"	Rivet	...
591f	1786	"	"	"	"	Tension Regulating Screw	...
40394	1786	"	"	"	"	Spring	...
1380d	1786	"	"	"	"	Screw	...
52473	—	"	"	"	"	complete, Nos. 592e, 2975, 40393 and 52481	...
52474	—	"	"	"	"	52473 with 52477	...
40274	1786	"	"	"	"	Section	...
1367d	1786	"	"	"	"	Screw	...
1253e	1786	"	"	"	"	Set Screw	...
56160	1719	"	"	"	"	Shaft	...
56157	1718	"	"	"	"	Bevel Gear with two 1253e	...
56158	1719	"	"	"	"	Case (two pieces) with 121e	...
121e	6448	"	"	"	"	Screw	...
1253e	1786	"	"	"	"	Set Screw	...
56106	1718	"	"	"	"	Bushing (back)	...
52045	1786	"	"	"	"	(..) Packing (cotton wick)	...
50189e	6448	"	"	"	"	(..) Set Screw	...
56107	1718	"	"	"	"	(front)	...
52045	1786	"	"	"	"	(..) Packing (cotton wick)	...
50145e	1786	"	"	"	"	(..) Set Screw	...
52090	—	"	"	"	"	Thread Guard	...
1053d	—	"	"	"	"	Screw	...
56053	6443	Slack Thread Regulator	
225f	6443	"	"	"	"	Adjusting Screw	...
56054	1719	Spool Holder Base	
389d	6448	"	"	"	"	Screw	...
204296	1719	"	"	"	"	Wire	...
200079h	6448	"	"	"	"	Finge Screw	...
56055	1719	Spool Holder	complete, Nos. 56054, 200079h and 204296
2102	6446	Tension Disc	
1560b	6446	"	"	"	"	Regulating Thumb Nut	...
32572	6446	"	"	"	"	Releasing Disc	...
56056	6446	"	"	"	"	Lever	...
12398	6446	"	"	"	"	Hinge Pin	...
12329	6446	"	"	"	"	Spring	...
56057	6446	"	"	"	"	Pin	...

Attachment Set

No.	Plate	
55623	1786	Bobbin
25878	1319	Cloth Guide
732b	—	„ „ Thumb Screw
36837	1720	Felling Foot
36838	1720	Hemmer Foot, $\frac{1}{4}$" hem
36839	—	„ „ $\frac{3}{8}$" hem
16x231	—	Needles
36569	1319	Oiler
36840	1720	Presser Foot (for Gathering)
36554	1720	„ „ (narrow, for Tailoring)
25537	1319	Screw Driver (machine)
120378	1319	„ „ (bobbin case)
86505	—	Set, complete, Nos. 732b, 25537, 25878, 36554, 36569, 36837 to 36840, 120378, five 55623 and six needles

Attachments

No.	Plate	
36613	1720	Binder
36559	6451	Hemmer (adjustable)
36549	1720	Presser Foot with two each 662d and 36550, for braiding
36550	1720	„ „ Braid Guide
662d	1720	„ „ „ „ Screw
36551	1720	„ „ for cording
36633	6464	Ruffler Driving Lever
36634	6464	„ „ „ Friction Washer
36635	6464	„ „ „ Hinge Stud
36636	6464	„ Frame
36637	6464	„ „ Spring Plate
36638	6464	„ Ribbon Guide
240b	6464	„ „ „ Screw
36639	6464	„ Ruffling Blade
36640	6464	„ „ „ Holder
36641	6464	„ „ „ „ Guide
36642	6464	„ „ „ „ Rivet
26770	6464	„ „ „ „ Hinge Stud
36643	6464	„ „ „ Lever with 620f and 50236b
620f	6464	„ „ „ „ Adjusting Screw
50236b	6464	„ „ „ „ „ Thumb Screw
26092	6464	„ „ „ „ Rivet (furnished for repairs)
36644	6464	„ Separating Blade
36645	6464	„ „ „ Holder
36646	6464	„ „ „ „ Friction Spring
36647	6464	„ „ „ „ Hinge Stud
36648	6464	„ „ „ „ Stop Stud
26092	6464	„ „ „ „ Rivet (furnished for repairs)
36560	6451	Ruffler, complete, Nos. 240b, 26770 and 36633 to 36648
36561	6450	Tucker

Bobbin Winder

(SWINGING AUTOMATIC, LEFT HAND)

No.	Plate	
41728	6454	Base
15072	6447	Bobbin Position Pin
41698	6454	Frame with 457c
34105	6454	,, Hinge Pin
457c	1535	,, ,, ,, Set Screw
41699	6454	,, Spring
41700	6454	Pulley
41815	6454	Spindle with 15072, for bobbin
41816	6454	,, for spool
41817	—	,, 41815 with 41816
41729	6454	Stop Latch
60733	—	,, ,, 41729 with 2269 and 34105
34105	6454	,, ,, Hinge Pin
2269	6447	,, ,, Pin
41730	6454	,, ,, Tripping Arm with 171d
171d	6448	,, ,, ,, ,, Clamping Screw
41707	6454	Tension Bracket
41708	6454	,, ,, complete, Nos. 8422, 10107, 41707, 41709 and two 10106
219b	6448	,, ,, Screw
10106	6447	,, Disc
10107	6447	,, Spring
41709	6447	,, Stud
8422	6447	,, Thread Guide
41731	6454	Bobbin Winder, Nos. 34105, 41698 to 41700, 41728, 41730, 41817 and 60733
41732	—	Bobbin Winder (swinging automatic, left hand), complete, Nos. 41708 and 41731
135d	6448	Bobbin Winder Screw
20437	6447	,, ,, ,, Washer

Bobbin Winder

(SWINGING AUTOMATIC, LEFT HAND)

For use with 2000 Series Motors Equipment

No.	Plate	
126185	1535	Base
126186	1535	Frame with 457c
126187	1535	,, Hinge Pin
457c	1535	,, ,, ,, Set Screw
126188	1535	,, Spring
15153	1535	Friction Ring (Rubber)
41700	1535	Pulley
126189	1535	Spindle
*126192	—	Spool Holder Disc
*126190	—	,, ,, Rod
126191	1536	Spool Holder, complete, Nos. 126190 and 126192
759a	1535	,, ,, Thumb Screw
41729	1535	Stop Latch
126245	1535	,, ,, 41729 with 2269 and 41441
41441	1535	,, ,, Hinge Pin
2269	1535	,, ,, Pin
41730	1535	,, ,, Tripping Arm with 171d
171d	1535	,, ,, ,, ,, Clamping Screw
126193	1536	Tension Bracket and Thread Eyelet
126194	—	Tension Bracket, complete, Nos. 418c, 1529j, 1562j, 43808, 126193 and two 2455
217d	1535	Tension Bracket Screw
2455	1536	,, Disc
1562j	1536	,, Regulating Thumb Nut
418c	1536	,, Screw Stud
1529j	1536	,, ,, ,, Nut
43808	1536	,, Spring
126195	1536	Bobbin Winder, Nos. 15153, 41700, 41730, 126185 to 126189 and 126245
126196	—	Bobbin Winder (swinging automatic, left hand), complete, Nos. 134r, 126191, 126194, 126195, and two 217d
134r	1535	Bobbin Winder Screw

Equipment

necessary when fitting Motors of 2000 Series
to customers' machines

No.	Plate	
56136	1534	Balance Wheel, 2½" pulley
94578	—	Belt, size ¾", length 30½", with 25028
126196	—	Bobbin Winder (swinging automatic, left hand), complete (For details, see page 45)
46688	1547	Treadle Extension with two 50351r
50351r	1547	" " Screw
46686	1534	Treadle Pitman
94584	—	Equipment, complete, Nos. 46686, 46688, 56136, 94578 and 126196

Singerlights

Singerlights are supplied less lamps, and the latter should be ordered separately.

SINGERLIGHT for Machines without Motors, for Foot Power.

No.	
97340	Singerlight Bracket (adjustable)
97353	" " 97340 with 191815
SS497c	" " Hinge Screw Stud
NN92r	" " " " " Nut
2807	" " " " " Washer
†97342	" " " " " complete, Nos. SS497c, NN92r and 2807
190744	" " Lamp

In ordering it is necessary to state the exact voltage required.

191789	Singerlight Nipple
190743	" " Bushing
191815	" " Position Pin
191786	" " Washer (Felt), ⅝"
191785	" " " ("), ⅜"
191082	" " " (Steel)
190745	" " Shade
*191375	" " Toggle Socket Base, complete, Nos. 191376 and 191377 ...
*191377	" " " " Hub
*191381	" " " " Insulation
*191376	" " " " Shell
50564j	" " " " Set Screw
191965	" " " " Internal Fitting, complete
*191963	" " " " Shell
*191964	" " " " Insulation
191962	" " " " complete, Nos. 50564j, 191375, 191381 and 191963 to 191965

97358 **Singerlight** (less cable and lamp). Nos. 97342, 97353, 190743, 190745,
191082, 191785, 191789, 191962 and two 191786

† This part also serves as Knee Lifter Lifting Lever Hinge Screw Stud

No.	
97354	Singerlight Twin Cable, 9 feet long
97382	" " " Plug, Nos. 97383 and 97384, for lamp socket
97383	" " " " Body
97384	" " " " Cover
97355	Singerlight (flexible, less lamp) with connection for lamp socket, complete, Nos. 97354, 97358 and 97382

SINGERLIGHT for Machines fitted with Series 2000 Motors on Individual Stands and Tables only.

No.	
97356	Singerlight Twin Cable, 20 $\frac{3}{4}$ " long, with 190562, two each 191960 and 191961
191953	" " " Bushing
190562	" " " Metallic Sleeve
191960	Terminal Clip Body Cap
191961	" " " " "
97357	Singerlight (flexible, less lamp), complete, Nos. 97356, 97358 and 191953

SINGERLIGHT for Machines fitted with Series 2000 Motors, with old style connections, on Individual Stands and Tables.

No.	
97357	Singerlight (flexible, less lamp), complete
191937	Insulated Hook
191934	Terminal Block

Knee Lifter

No.	Plate	
5596	1721	Bell Crank
56072	1721	" " Bracket
178e	6448	" " " Screw
5601	6447	" " Hinge Pin
56073	6443	" " Spring
56074	1721	Bell Crank, complete, Nos. 5596, 5601, 56072 and 56073
56075	1719	Lifting Lever
52028	1719	" " Connecting Rod
12416	6443	" " " " Joint
76d	6448	" " " " Hinge Screw
1521e	6448	" " " " Lock Nut
802d	6448	" " Hinge Screw
56076	6443	" " Link
56077	6443	" " " Rivet
56071	6443	Presser Bar Lifting and Releasing Lever Bracket with 56076 and 56077
2763	6455	Rock Shaft
56078	6455	" " Hanger with two Wood Screws 1 in. No. 10
56079	6455	" " Knee Arm with 356e
356e	6448	" " " " Set Screw
56080	6455	" " Lifting Arm with 356e
356e	6448	" " " " Set Screw
56081	6455	Rock Shaft, complete, Nos. 2763, 56079, 56080 and two 56078
56082	—	Knee Lifter, complete, Nos. 76d, 802d, 1521e, 12416, 52028, 56071, 56074, 56075, 56081 and two 178e